

Read Free Origami Boxes This Easy
Origami Book Contains 25 Fun Projects
Origami Boxes This Easy Great For
Both Kids And Adults
**Origami Book Contains 25 Fun
Projects And Origami How To
Instructions Great For Both
Kids And Adults**

Right here, we have countless book **origami boxes this easy origami book contains 25 fun projects and origami how to instructions great for both kids and adults** and collections to check out. We additionally pay for variant types and as a consequence type of the books to browse. The enjoyable book, fiction, history, novel, scientific research, as skillfully as various new sorts of books are readily clear here.

As this origami boxes this easy origami book contains 25 fun projects and origami how to instructions great for both kids and adults, it ends taking place monster one of the favored book origami boxes this easy origami book contains 25 fun projects and origami how to instructions great for both kids and adults collections that we have. This is why you remain in the best website to see the unbelievable ebook to have.

Origami Box with Lid How to make Origami box , Easy step by step tutorial for kids paper box project

Read Free Origami Boxes This Easy Origami Book Contains 25 Fun Projects

Easy Origami Masu Box Tutorial - Easiest
Method - Paper Kawaii Easy Rectangular Origami
Box — Paper Crafts — Crafts Basics *Origami
Seamless Cube (no music) Origami Masu Box
with Lid: Tutorial*

How To Fold An Origami Box With Lid

Origami Box Folding | How to Make Beautiful
Origami Box with Paper DIY - How To Make
Paper Box That Opens And Closes | Paper Gift
Box Origami How to Fold an Origami Book /
Secret Treasure Chest / Jewelry Box Easy
Origami Bookmark Corner — How to make a
Corner Bookmark DIY How to Make a Paper Box
—Origami— How to Make Paper Box Tutorial -
Easy Origami Box How To Make a Paper MOVING
FLEXAGON — Fun \u0026 Easy Origami Origami
Seamless Cube Redo 2 □□□□□□□□□□□□□□□□Single
Sheet Origami Box *Easy Origami Magic*
Transforming Flexahedron (Jeremy Shafer) -
Yakomoga Origami tutorial DIY - SURPRISE
MESSAGE CARD | Pull Tab Origami Envelope Card
| Letter Folding Origami Оригами КОРОБОЧКА
МОЛОКА из бумаги | DIY Милые зверята |
Origami paper milk box ОРИГАМИ ПОДСТАВКА ДЛЯ
КАРАНДАШЕЙ ПУШИН, ЛИСА И МЕДВЕЖОНОК | DIY
СНОВА В ШКОЛУ | BACK TO SCHOOL How to make an
Origami Gift Bag - Instructions in English
(BR)

□□□ □□ □□□□□□ 2 Origami Easy Gift Box 2


How to make a strong box from paper | DIY -
Do it Yourself Origami

How to make a paper pencil box | DIY paper
pencil box idea /Easy Origami box tutorial /

Read Free Origami Boxes This Easy Origami Book Contains 25 Fun Projects

~~Origami How to make a Paper Box (Easy) Origami Box Origami: Heart Box \u0026 Envelope How to make an origami box-Easy!!~~

~~Easy Origami Tissue Box | DIY | How to make an Origami Tissue Paper Box~~

~~Origami Flip Top Box Tutorial - DIY - Paper Kawaii Origami Secret Drawer Box Tutorial - DIY - Paper Kawaii origami box~~  *(Designed by SWEET PAPER)* ~~Origami Boxes This Easy Origami~~

Learn how to make an origami box, we have a large selection of origami boxes ranging from easy to advanced. You will find the perfect origami box to use for your gift or storage. How To Make Origami Boxes Choose which of our Origami Boxes you'd like to make.

~~How To Make Origami Boxes - Origami Guide~~

Origami Box. Start with a square 6" x 6" (15cm x 15cm) origami paper. Flip the sheet so that the colored side is face down. Now make two mountain folds as shown. Using the mountain fold lines as guides, fold the four corners of the paper into its center. Then fold the right edge and the left edge into the centerline.

~~Easy Origami Box Instructions - How to make a Simple ...~~

This origami tutorial will teach you how to easily make a paper box, also called Masu box. For making the lid just take slightly bigger (or smaller) paper sq...

Read Free Origami Boxes This Easy Origami Book Contains 25 Fun Projects

~~Easy Origami Box - YouTube~~ Instructions Great For ~~Both Kids And Adults~~

Here are three little easy origami boxes, all three are traditional models, I have made photo tutorials for each one, these boxes are all unique of each other, and all are very simple to make. Origami Crown Lid Instructions. Learn how to make a cool origami crown which can be used as it is or as a lid that fits onto an origami Masu box! This is a great origami for kids and also makes a cute gift box for jewellery and other gifts! [click here to view the tutorial](#)

~~3 Easy Origami Boxes - Photo Instructions - Paper Kawaii~~

This super easy origami box is perfect for packaging small gifts for special occasions. This origami box is fun and easy to make, great for a first origami box for kids. You can use this pretty origami box to cover small plant pots too! This box is not very sturdy however, it's great use as a quick way to wrap a gift, but not to hold heavy items. If you want a sturdy and easy to make origami box, check out the origami masu box.

~~How To Make An Easy Origami Packaging Box - 1 - Folding ...~~

Open up the top and bottom to a 90 degree angle to the base. Bring up the left side, lining up the tip with the base of the box. Bring up the right side, lining up the tip with the base of the box. Fill with stuff you like.

Read Free Origami Boxes This Easy Origami Book Contains 25 Fun Projects And Origami How To Instructions Great For ~~Classic Origami Box : 4 Steps (with Pictures)~~ ~~Both Kids And Adults~~ ~~Instructables~~

Learn how to make a set of stackable origami boxes. These square origami boxes are made from 1 sheet of paper, no glue is required. Makes a great gift box or useful organisation for stationery or jewellery. Octagonal Origami Gift Box Tutorial

~~Origami Boxes — Paper Kawaii~~

1. Start with a square piece of paper. Fold the paper in half horizontally and then vertically, so the creases look like this. 2. Fold the four corners of the paper toward the center point. 3. Fold the top and bottom of this square into the center and open out again to create these creases.

~~Origami Box Instructions — Origami That's Fun And Easy~~

Origami Boxes. Origami boxes are quite useful as gift boxes and small containers. They're fun to make and some of them can be quite beautiful. The Queen of origami boxes must be Tomoko Fuse, some of her books have an incredible selection of paper boxes. Free online instructions are divided into three pages: Boxes with Lids. Open-Ended Boxes.

~~Origami Boxes, great as gift boxes and small containers~~

Learn how to do origami with our easy to follow, step by step origami instructions.

Read Free Origami Boxes This Easy Origami Book Contains 25 Fun Projects

Origami is such a fun activity for kids & adults! The origami instructions at Origami Guide are presented in a clear & simple photo tutorial format. We have lots of beginner, easy, intermediate & advanced level origami models.

~~Origami Guide — Instructions on How to Make Origami~~

Level: Easy. Copyright: Traditional ? Learn how to make a fancy origami box, this box has pointed legs holding it up, alternatively you can use this upside-down as an egg holder. Made from one sheet of rectangular paper. You can use any ratio of rectangle for this origami box. If you only have square paper, simple trim off one of the sides to make it a rectangle.

~~How To Make An Origami Fancy Box — 1 — Folding ...~~

<http://www.origami-instructions.com/> Video tutorial showing step-by-step how to make an origami box.

~~Origami Box — YouTube~~



These instructions will show you how to make a traditional origami box also known as a masu box. Masu boxes were originally a square wooden box used to measure portions of rice during the feudal period in Japan. Masu boxes came in all kinds of different sizes ranging from about 0.18 L all the way to as big as 18 L.

Read Free Origami Boxes This Easy Origami Book Contains 25 Fun Projects And Origami How To Instructions Great For ~~How to Fold a Traditional Origami Box - Masu Box~~ Both Kids And Adults

The Triangle Box is the easiest, and one of the most attractive! You will need three sheets of paper for it - it's "modular origami", but it will take literally seconds to make! The art of origami is not just about pretty flowers or birds or animals... it can also be about creating something that's actually really useful!

~~Origami Boxes~~

Origami can help people with good memory to make you better at learning and having fun doing new things. Today I have a step-by-step method for folding an or...

~~Easy Origami Box :~~ 
 ~~YouTube~~

This origami box is easy to make from one sheet of square paper. You can make a lid to fit, using the same method (shown in the tutorial). This easy origami box is a must learn origami model! It's very satisfying to make and very useful too!

Copyright code :
32fdc5f2523e346750a6468f03504754